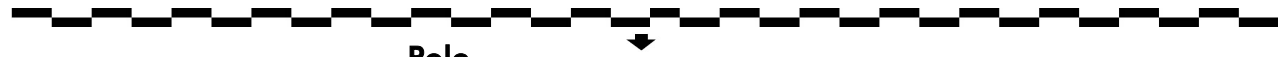


**Master Endurance Legends**  
Mugello Racing Weekend  
Race 2 (40 Minutes)

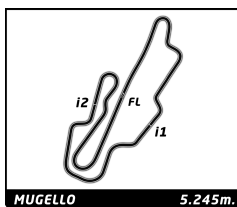
**Amended**

**Starting Grid**

Jeremy LOISEL	28	- 7 -		
Ron MAYDON	52	- 6 -	99	Jamie CONSTABLE
Kari MAKELA	62	- 5 -	38	Andrea PERGREFFI
Victor JABOUILLE	1	- 4 -	35	Ranieri RANDACCIO
Filippo FRANCONI	111	- 3 -	15	Afschin FATEMI
Yutaka TORIBA	23	- 2 -	32	Michae BIRCH
Christop BOUCHUT	9	- 1 -	5	Keith FRIESER

  
**Pole**

<b>Stewards:</b> Marc VAN GEEL NL022000150	Gianluca NATALONI CSAI 338031	Antonia MARMILLATA CSAI 371681	<b>Timekeeper:</b> Andrea RAPI
--	----------------------------------	-----------------------------------	-----------------------------------



## Master Endurance Legends

Mugello Racing Weekend

Race 2 (40 Minutes)

Final Classification

No Drivers	Team	Car	Cl.	Laps	Total Time	Gap	Kph	Best Lap		
								Lap	Time	
1	23 Y. TORIBA / A. BRIGGS	BR 01	G2/P2	22	<b>40:03.601</b>	-	172.8	13	<b>1:42.088</b>	185.0
2	9 C. BOUCHUT	Lotus Enso CLM-P1	G2/P1	22	<b>40:04.125</b>	+0.524	172.8	16	<b>1:41.141</b>	186.7
3	5 K. FRIESER	Zytek 09S	G1/P1	22	<b>40:35.739</b>	+32.138	170.5	14	<b>1:44.222</b>	181.2
4	32 M. BIRCH	Ligier JSP217	G2/P2	22	<b>42:01.091</b>	+1:57.490	164.8	2	<b>1:48.045</b>	174.8
5	52 R. MAYDON / C. DAVIES	Ligier JS P3	G2/P3	20	<b>40:19.954</b>	2 Laps	156.1	17	<b>1:52.183</b>	168.3
6	1 V. JABOUILLE	Chrysler Viper GTS-R GT1	G1/GT1	20	<b>40:34.589</b>	2 Laps	155.1	15	<b>1:55.432</b>	163.6
7	15 A. FATEMI	Aston Martin Vantage V12 GT3	G2/GT3	20	<b>40:45.485</b>	2 Laps	154.4	15	<b>1:55.171</b>	163.9
8	35 R. RANDACCIO	Lucchini CN 09 BMW	Invitation	20	<b>40:46.045</b>	2 Laps	154.4	7	<b>1:53.429</b>	166.5
9	62 K. MAKELA	Aston Martin Vantage V12 GT3	G2/GT3	20	<b>42:12.526</b>	2 Laps	149.1	4	<b>1:58.036</b>	160.0
10	38 M. PANINI / A. PERGREFFI	Marcos Mantini Challenge GT	G1/GT2	18	<b>40:04.059</b>	4 Laps	141.4	18	<b>2:05.679</b>	150.2
<b>Not classified</b>										
	28 J. LOISEL / F. FATIEN	Lola B12/80	G2/P2	5	<b>10:35.993</b>			4	<b>2:02.068</b>	154.7
<b>Not Started</b>										
	111 F. FRANCONI	Lucchini P3-96 Alfa Romeo	Invitation							
	99 J. CONSTABLE	Zytek 04S	G1/P1							

**Pole Position:**

Christop BOUCHUT

**Fastest Lap:**

Lap 16

Christop BOUCHUT

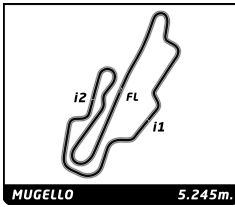
**1:41.141**

186.7 Kph

Published at: .....

Track Status: **DRY**

<b>Stewards:</b>			<b>Timekeeper:</b>	
Marc VAN GEEL NL022000150	Gianluca NATALONI CSAI 338031	Antonia MARMILLATA CSAI 371681	Andrea RAPI	



## Master Endurance Legends

### Mugello Racing Weekend

### Race 2 (40 Minutes)

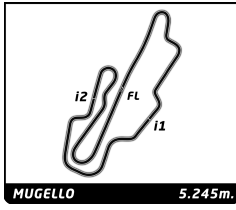
### Final Classification by Class

No Drivers	Team	Car	Laps	Total Time	Gap	Kph	Best Lap		
							Lap	Time	Kph
<b>G1/GT1</b>									
1	1 V. JABOUILLE	Chrysler Viper GTS-R GT1	20	<b>40:34.589</b>		155.1	15	<b>1:55.432</b>	163.6
<b>G1/P1</b>									
1	5 K. FRIESER	Zytek 09S	22	<b>40:35.739</b>		170.5	14	<b>1:44.222</b>	181.2
■ <i>Not Started</i>									
	99 J. CONSTABLE	Zytek 04S							
<b>G2/P1</b>									
1	9 C. BOUCHUT	Lotus Enso CLM-P1	22	<b>40:04.125</b>		172.8	16	<b>1:41.141</b>	186.7
<b>G2/GT3</b>									
1	15 A. FATEMI	Aston Martin Vantage V12 GT3	20	<b>40:45.485</b>		154.4	15	<b>1:55.171</b>	163.9
2	62 K. MAKELA	Aston Martin Vantage V12 GT3	20	<b>42:12.526</b>	+1'27.041	149.1	4	<b>1:58.036</b>	160.0
<b>G2/P2</b>									
1	23 Y. TORIBA / A. BRIGGS	BR 01	22	<b>40:03.601</b>		172.8	13	<b>1:42.088</b>	185.0
2	32 M. BIRCH	Ligier JSP217	22	<b>42:01.091</b>	+1'57.490	164.8	2	<b>1:48.045</b>	174.8
■ <i>Not classified</i>									
	28 J. LOISEL / F. FATIEN	Lola B12/80	5	<b>10:35.993</b>			4	<b>2:02.068</b>	154.7
<b>Invitation</b>									
1	35 R. RANDACCIO	Lucchini CN 09 BMW	20	<b>40:46.045</b>		154.4	7	<b>1:53.429</b>	166.5
■ <i>Not Started</i>									
	111 F. FRANCONI	Lucchini P3-96 Alfa Romeo							
<b>G1/GT2</b>									
1	38 M. PANINI / A. PERGREFFI	Marcos Manifi Challenge GT	18	<b>40:04.059</b>		141.4	18	<b>2:05.679</b>	150.2
<b>G2/P3</b>									
1	52 R. MAYDON / C. DAVIES	Ligier JS P3	20	<b>40:19.954</b>		156.1	17	<b>1:52.183</b>	168.3

Published at: .....

Track Status: **DRY**

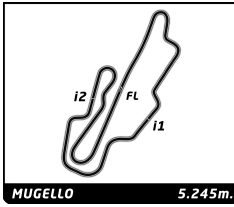
<b>Stewards:</b>			<b>Timekeeper:</b>	
Marc VAN GEEL NL022000150	Gianluca NATALONI CSAI 338031	Antonia MARMILLATA CSAI 371681	Andrea RAPI	



**Master Endurance Legends**  
Mugello Racing Weekend  
Race 2

Lap Chart

No	Pos	Grid	Lap																					
			1	2	3	4	5	6	7	8	9	10	11	12	13	14	15	16	17	18	19	20	21	22
9	1	9	9	9	9	9	9	9	9	9	9	5	5	23	23	23	23	23	23	23	23	23	23	23
5	2	5	5	23	23	23	23	23	23	23	23	5	32	23	5	5	9	9	9	9	9	9	9	9
23	3	23	23	5	5	5	5	5	5	5	5	32	23	9	9	9	5	5	5	5	5	5	5	5
32	4	32	32	32	32	32	32	32	32	32	32	23	9	32	32	32	32	32	32	32	32	32	32	32
111	5	111	35	35	35	35	1	1	1	1	1	1	1	1	1	1	1	1	1	1	1	1	1	1
15	6	15	1	1	1	1	15	15	52	52	15	15	52	52	52	52	52	1	1	1	1	1	1	1
1	7	1	62	62	15	15	52	52	15	15	35	52	15	15	15	15	15	15	15	15	15	15	15	15
35	8	35	15	15	62	52	62	62	62	35	52	35	35	35	35	35	35	35	35	35	35	35	35	35
62	9	62	52	52	52	52	35	35	35	62	62	62	62	62	62	62	62	62	62	62	62	62	62	62
38	10	38	38	28	28	28	28	38	38	38	38	38	38	38	38	38	38	38	38	38	38	38	38	38
52	11	52	28	38	38	38	38																	
99	12	99																						
28	13	28																						



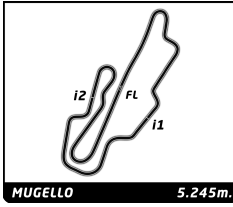
## Master Endurance Legends

### Mugello Racing Weekend

### Race 2

### Best Sector Times

Sector 1		Sector 2		Sector 3		No Team	Class	Ideal Lap	Best Lap		
No Driver	Time	No Driver	Time	No Driver	Time						
1	9 C.BOUCHUT	34.939	9 C.BOUCHUT	30.482	9 C.BOUCHUT	35.419	1	9	G2/P1	1:40.840	1:41.141 (1)
2	23 A.BRIGGS	35.061	23 A.BRIGGS	30.900	5 K.FRIESER	36.015	2	23	G2/P2	1:41.991	1:42.088 (2)
3	5 K.FRIESER	35.907	5 K.FRIESER	32.193	23 A.BRIGGS	36.030	3	5	G1/P1	1:44.115	1:44.222 (3)
4	32 M.BIRCH	37.104	32 M.BIRCH	32.815	32 M.BIRCH	37.332	4	32	G2/P2	1:47.251	1:48.045 (4)
5	35 R.RANDACCIO	38.453	52 C.DAVIES	33.899	52 C.DAVIES	39.162	5	52	G2/P3	1:51.639	1:52.183 (5)
6	52 C.DAVIES	38.578	35 R.RANDACCIO	35.080	35 R.RANDACCIO	39.630	6	35	Invitation	1:53.163	1:53.429 (6)
7	15 A.FATEMI	39.075	15 A.FATEMI	35.744	15 A.FATEMI	39.839	7	15	G2/GT3	1:54.658	1:55.171 (7)
8	1 V.JABOUILLE	39.078	1 V.JABOUILLE	36.017	1 V.JABOUILLE	40.038	8	1	G1/GT1	1:55.133	1:55.432 (8)
9	62 K.MAKELA	40.345	62 K.MAKELA	36.477	62 K.MAKELA	40.683	9	62	G2/GT3	1:57.505	1:58.036 (9)
10	28 J.LOISEL	40.703	38 A.PERGREFFI	38.445	28 J.LOISEL	41.776	10	28	G2/P2	2:01.504	2:02.068 (10)
11	38 M.PANINI	42.772	28 J.LOISEL	39.025	38 M.PANINI	44.336	11	38	G1/GT2	2:05.553	2:05.679 (11)



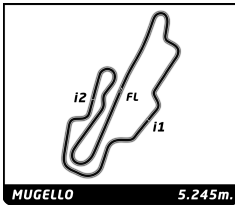
## Master Endurance Legends

### Mugello Racing Weekend

#### Race 2

#### Best Top Speed

Team	Car	Class	Top Speed Driver	Top 1		Top 2		Top 3		Top 4		Top 5		
				Kph	Lap	Kph	Lap	Kph	Lap	Kph	Lap	Kph	Lap	Avg
9	Lotus Enso CLM-P1	G2/P1	C. BOUCHUT	298.7	20	297.9	17	297.9	14	297.9	9	297.0	8	297,9
5	Zytek 09S	G1/P1	K. FRIESER	288.4	22	286.9	21	286.1	3	285.4	2	285.4	16	286,4
23	BR 01	G2/P2	A. BRIGGS	277.3	22	277.3	19	277.3	2	275.9	6	275.9	15	276,7
62	Aston Martin Vantage V12 GT3	G2/GT3	K. MAKELA	273.2	13	273.2	4	272.5	15	272.5	7	271.8	6	272,6
32	Ligier JSP217	G2/P2	M. BIRCH	272.5	8	271.1	21	271.1	16	271.1	14	270.4	7	271,2
1	Chrysler Viper GTS-R GT1	G1/GT1	V. JABOUILLE	266.5	20	266.5	15	266.5	14	265.8	7	265.8	8	266,2
15	Aston Martin Vantage V12 GT3	G2/GT3	A. FATEMI	264.5	18	263.9	13	263.2	20	263.2	19	263.2	14	263,6
28	Lola B12/80	G2/P2	J. LOISEL	263.9	5	258.9	4	251.1	3	239.5	2			253,4
35	Lucchini CN 09 BMW	Invitation	R. RANDACCIO	258.2	20	257.0	7	256.4	18	255.8	3	255.8	13	256,6
52	Ligier JS P3	G2/P3	R. MAYDON	254.6	3	254.0	18	254.0	7	254.0	2	253.4	15	254,0
38	Marcos Mantì Challenge GT	G1/GT2	M. PANINI	230.3	18	229.9	17	229.9	13	229.9	7	228.9	12	229,8
99	Zytek 04S	G1/P1												
111	Lucchini P3-96 Alfa Romeo	Invitation												



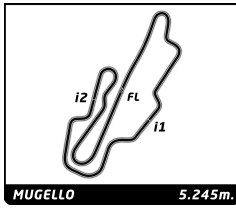
## Master Endurance Legends

### Mugello Racing Weekend

### Race 2

### Leader Sequence by Class

No	Team	Car	Start Lap	End Lap	Laps	Total Laps
<b>G1/GT1</b>						
1		Chrysler Viper GTS-R GT1	1	20	20	20
<b>G1/GT2</b>						
38		Marcos Manti Challenge GT	1	18	18	18
<b>G1/P1</b>						
5		Zytek 09S	1	22	22	22
<b>G2/GT3</b>						
62		Aston Martin Vantage V12 GT3	1	2	2	2
15		Aston Martin Vantage V12 GT3	3	20	18	18
<b>G2/P1</b>						
9		Lotus Enso CLM-P1	1	22	22	22
<b>G2/P2</b>						
23		BR 01	1	9	9	9
32		Ligier JSP217	10	11	2	2
23		BR 01	12	22	11	20
<b>G2/P3</b>						
52		Ligier JS P3	1	20	20	20
<b>Invitation</b>						
35		Lucchini CN 09 BMW	1	20	20	20



## Master Endurance Legends

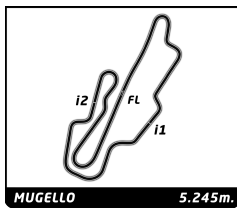
### Mugello Racing Weekend

#### Race 2

#### Fastest Lap Sequence

Elapsed	No Team	Car	Class	Driver	Time	Kph	Lap
3:37.015	9	Lotus Enso CLM-P1	G2/P1	Christop BOUCHUT	<b>1:44.442</b>	180.8	2
5:20.633	9	Lotus Enso CLM-P1	G2/P1	Christop BOUCHUT	<b>1:43.618</b>	182.2	3
7:06.856	23	BR 01	G2/P2	Yutaka TORIBA	<b>1:42.928</b>	183.4	4
8:47.016	9	Lotus Enso CLM-P1	G2/P1	Christop BOUCHUT	<b>1:42.235</b>	184.7	5
24:34.161	23	BR 01	G2/P2	Alfie BRIGGS	<b>1:42.088</b>	185.0	3
28:13.357	9	Lotus Enso CLM-P1	G2/P1	Christop BOUCHUT	<b>1:42.029</b>	185.1	15
29:54.498	9	Lotus Enso CLM-P1	G2/P1	Christop BOUCHUT	<b>1:41.141</b>	186.7	16





# Master Endurance Legends

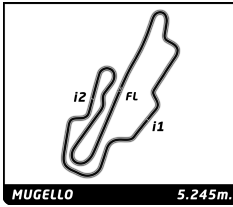
## Mugello Racing Weekend

### Race 2

#### Analysis by lap

Lapped   

No	Lap Time	Gap	No	Lap Time	Gap	No	Lap Time	Gap	No	Lap Time	Gap	No	Lap Time	Gap
<b>Lap 1</b>			5	1:46.224	14.518	35	1:55.138	1 Lap	23	1:42.775		1	1:57.091	2 Laps
9	1:52.573	0.000	32	1:48.133	22.878	32	1:50.025	48.714	9	1:42.029	14.002	9	1:42.626	4.524
5	1:53.988	1.415	1	1:55.657	1:07.922	38	3:38.866	2 Laps	5	1:45.034	16.878	15	1:56.815	2 Laps
23	1:54.399	1.826	15	1:56.797	1:15.247	23	3:29.843	1:49.876	1	1:55.495	1 Lap	35	1:54.875	2 Laps
32	1:56.591	4.018	52	1:55.683	1:17.032	52	3:24.815	1 Lap	52	1:52.508	1 Lap	5	1:44.508	27.103
35	2:07.891	15.318	62	1:59.020	1:20.386	1	1:56.379	2:09.154	32	1:48.825	59.171	62	1:59.014	2 Laps
1	2:09.023	16.450	35	2:24.993	1:28.908	62	3:31.721	1 Lap	15	1:55.719	1 Lap	38	2:05.951	3 Laps
62	2:10.752	18.179							35	1:54.959	1 Lap	32	1:49.900	1:34.459
15	2:11.623	19.050	<b>Lap 6</b>			<b>Lap 11</b>			<b>Lap 16</b>			<b>Lap 21</b>		
52	2:12.175	19.602	9	1:44.499	5	1:47.565	23	1:49.630	19.319	23	1:43.129	23	1:43.392	
38	2:20.330	27.757	23	1:44.656	2.400	32	2:14.760	2 Laps	62	2:01.363	2 Laps	52	1:54.624	2 Laps
28	2:20.762	28.189	28	2:04.245	1 Lap	38	2:14.760	2 Laps	9	1:41.141	12.014	9	1:41.398	2.530
			5	1:45.651	15.670	23	1:51.701	1:22.552	9	1:41.141	12.014	1	1:57.771	2 Laps
			38	2:07.129	1 Lap	9	3:47.289	1:28.264	5	1:45.925	19.674	15	1:56.095	2 Laps
			32	1:49.672	28.051	15	3:23.194	1 Lap	1	1:55.432	1 Lap	5	1:45.841	29.552
			1	1:55.842	1:19.265	52	2:04.553	1 Lap	52	1:52.682	1 Lap	35	1:54.735	2 Laps
			15	1:56.532	1:27.280	35	3:26.405	1 Lap	32	1:50.371	1:06.413	62	2:11.021	2 Laps
			52	1:55.182	1:27.715	62	2:05.727	1 Lap	15	1:55.171	1 Lap	32	1:51.366	1:42.433
			62	1:59.492	1:35.379	1	3:14.636	3:04.765	35	1:55.287	1 Lap			
			<b>Lap 7</b>			<b>Lap 12</b>			<b>Lap 17</b>			<b>Lap 22</b>		
			9	1:43.394	5	3:06.398	23	1:44.154	0.308	23	1:43.805	23	1:43.234	
			23	1:43.555	2.561	23	1:44.154	0.308	9	1:41.450	9.659	38	2:05.679	4 Laps
			35	2:03.371	1 Lap	9	1:49.609	11.475	38	2:08.494	3 Laps	9	1:41.228	0.524
			5	1:46.799	19.075	38	2:08.871	2 Laps	38	2:00.046	2 Laps	52	1:57.922	2 Laps
			32	1:49.198	33.855	52	1:54.280	1 Lap	5	1:45.469	21.338	1	1:57.434	2 Laps
			38	2:06.709	1 Lap	15	2:05.796	1 Lap	32	1:52.117	1:14.725	5	1:45.820	32.138
			1	1:55.656	1:31.527	32	3:16.702	29.623	52	1:52.117	1:14.725	15	1:57.507	2 Laps
			52	1:57.187	1:41.508	35	2:02.519	1 Lap	52	1:53.966	1 Lap	35	1:55.009	2 Laps
			15	1:57.785	1:41.671	62	1:58.488	1 Lap	1	1:59.387	1 Lap	32	1:58.291	1:57.490
									15	1:55.737	1 Lap	62	2:12.250	2 Laps
			<b>Lap 8</b>			<b>Lap 13</b>			<b>Lap 18</b>					
			9	1:43.423	23	1:42.088	23	1:42.088	23	1:43.291				
			23	1:43.773	2.911	5	1:55.212	12.816	9	1:41.413	7.781			
			62	2:01.735	1 Lap	9	1:44.472	13.551	5	1:46.515	24.562			
			35	1:53.429	1 Lap	1	2:08.714	1 Lap	38	2:07.098	3 Laps			
			5	1:47.881	23.533	52	1:53.187	1 Lap	38	2:01.098	3 Laps			
			32	1:48.212	38.644	38	2:08.315	2 Laps	62	2:01.655	2 Laps			
			38	2:07.275	1 Lap	15	1:55.578	1 Lap	32	1:50.420	1:21.854			
			1	1:55.735	1:43.839	32	1:56.966	44.193	52	1:52.183	1 Lap			
						35	1:54.453	1 Lap	1	1:56.920	1 Lap			
			<b>Lap 9</b>			<b>Lap 14</b>			<b>Lap 19</b>					
			9	1:44.668	23	1:42.419	23	1:42.419	23	1:44.118				
			23	1:45.132	3.375	5	1:44.222	14.619	15	1:55.219	2 Laps			
			52	1:56.850	1 Lap	9	1:43.616	14.748	9	1:41.512	5.175			
			15	1:59.216	1 Lap	1	1:56.213	1 Lap	35	1:55.272	2 Laps			
			35	1:54.963	1 Lap	52	1:53.318	1 Lap	5	1:45.428	25.872			
			5	1:47.978	26.843	32	1:51.347	53.121	62	2:01.561	2 Laps			
			62	2:02.743	1 Lap	15	1:56.442	1 Lap	38	2:06.480	3 Laps			
			32	1:48.055	42.031	35	1:54.840	1 Lap	32	1:50.100	1:27.836			
						38	2:10.454	2 Laps	52	1:52.649	1 Lap			
			<b>Lap 10</b>			<b>Lap 15</b>			<b>Lap 20</b>					
			9	1:43.342	23	1:59.684	1 Lap	23	1:43.277					
			1	1:56.946	1 Lap									
			15	1:56.416	1 Lap									
			5	1:47.959	31.460									



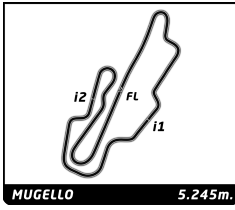
## Master Endurance Legends Mugello Racing Weekend Race 2

### Handicaps Analysis

No	In Time		Out Time		Pit Time	Handicap	Gap	Window	
	Hour	Elapsed	Hour	Elapsed					
<b>1</b>	/ Chrysler Viper GTS-R GT1 G1/GT1								
1	16:14:48.148	21:29.651	16:16:13.299	22:54.802	1:25.151 (85.151)	84	1.151	Pit Window	
<b>5</b>	/ Zytec 09S G1/P1								
1	16:14:49.685	21:31.188	16:16:13.977	22:55.480	1:24.292 (84.292)	84	0.292	Pit Window	
<b>9</b>	/ Lotus Enso CLM-P1 G2/P1								
1	16:12:27.476	19:08.979	16:14:35.479	21:16.982	2:08.003 (128.003)	104	24.003	Pit Window	
<b>15</b>	/ Aston Martin Vantage V12 GT3 G2/GT3								
1	16:13:07.559	19:49.062	16:14:37.949	21:19.452	1:30.390 (90.390)	84	6.390	Pit Window	
<b>23</b>	/ BR 01 G2/P2								
1	16:10:47.785	17:29.288	16:12:38.008	19:19.511	1:50.223 (110.223)	84	26.223	Pit Window	
<b>32</b>	/ Ligier JSP217 G2/P2								
1	16:15:11.852	21:53.355	16:16:42.822	23:24.325	1:30.970 (90.970)	84	6.970	Pit Window	
<b>35</b>	/ Lucchini CN 09 BMW Invitation								
1	16:03:06.583	9:48.086	16:03:38.872	10:20.375	32.289 (32.289)				
2	16:13:16.401	19:57.904	16:14:52.107	21:33.610	1:35.706 (95.706)	84	11.706	Pit Window	
<b>38</b>	/ Marcos Manti Challenge GT G1/GT2								
1	16:10:23.928	17:05.431	16:12:01.724	18:43.227	1:37.796 (97.796)	84	13.796	Pit Window	
<b>52</b>	/ Ligier JS P3 G2/P3								
1	16:11:06.696	17:48.199	16:12:39.579	19:21.082	1:32.883 (92.883)	204	-111.117	Pit Window	
<b>62</b>	/ Aston Martin Vantage V12 GT3 G2/GT3								
1	16:11:31.487	18:12.990	16:13:04.960	19:46.463	1:33.473 (93.473)	84	9.473	Pit Window	

CARS WITHOUT PIT STOPS DURING THE SESSION: 28, 99, 111.

CARS WITHOUT PIT STOPS DURING PIT WINDOW: 28, 99, 111.



# Master Endurance Legends

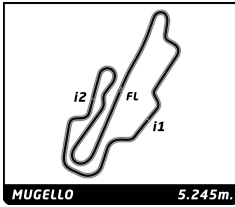
## Mugello Racing Weekend

### Race 2

## Sector Analysis

— Invalidated Lap   ■ Personal Best   ■ Session Best   B Crossing the pit lane

Lap	D	Time	Sector 1	Sector 2	Sector 3	T.Sp	Elapsed	Lap	D	Time	Sector 1	Sector 2	Sector 3	T.Sp	Elapsed				
<b>1</b>	1.Victor JABOUILLE	Chrysler Viper GTS-R GT1 G1/GT1																	
		4	1	1:44.148	36.056	31.738	36.354	293.0	7:04.781	5	1	1:42.235	35.322	31.047	35.866	293.8	8:47.016		
		6	1	1:44.499	35.551	31.559	37.389	294.6	10:31.515	7	1	1:43.394	35.429	31.538	36.427	294.6	12:14.909		
		8	1	1:43.423	35.272	31.882	36.269	297.0	13:58.332	9	1	1:44.668	37.063	31.310	36.295	297.9	15:43.000		
		10	1	1:43.342	35.646	31.454	36.242	294.6	17:26.342	11	1	3:47.289 B	35.832	31.626	2:39.831	293.8	21:13.631		
		12	1	1:49.609	41.936	31.308	36.365	203.2	23:03.240	13	1	1:44.472	36.022	32.339	36.111	293.8	24:47.712		
		14	1	1:43.616	35.807	32.203	35.606	297.9	26:31.328	15	1	1:42.029	35.249	30.955	35.825	295.4	28:13.357		
		16	1	1:41.141	35.034	30.688	35.419	296.2	29:54.498	17	1	1:41.450	34.971	30.925	35.554	297.9	31:35.948		
		18	1	1:41.413	35.142	30.482	35.789	293.0	33:17.361	19	1	1:41.512	34.939	30.801	35.772	296.2	34:58.873		
		20	1	1:42.626	35.565	31.517	35.544	298.7	36:41.499	21	1	1:41.398	35.262	30.591	35.545	296.2	38:22.897		
		22	1	1:41.228	35.025	30.586	35.617	295.4	40:04.125										
		<b>5</b>	1.Keith FRIESER	Zytek 09S G1/P1															
				1	1	1:53.988	44.206	33.175	36.607	1:53.988	2	1	1:47.736	36.633	33.872	37.231	285.4	3:41.724	
				3	1	1:47.233	37.094	33.148	36.991	286.1	5:28.957	4	1	1:46.353	36.631	32.896	36.826	284.6	7:15.310
				5	1	1:46.224	36.526	32.878	36.820	283.1	9:01.534	6	1	1:45.651	36.539	32.680	36.432	283.1	10:47.185
				7	1	1:46.799	36.432	33.143	37.224	281.7	12:33.984	8	1	1:47.881	37.053	33.379	37.449	284.6	14:21.865
				9	1	1:47.978	36.689	33.713	37.576	283.1	16:09.843	10	1	1:47.959	37.258	33.816	36.885	281.7	17:57.802
				11	1	1:47.565	36.516	33.959	37.090	280.2	19:45.367	12	1	3:06.398 B	36.745	33.150	1:56.503	283.1	22:51.765
				13	1	1:55.212	45.922	33.051	36.239	151.0	24:46.977	14	1	1:44.222	35.907	32.260	36.055	284.6	26:31.199
				15	1	1:45.034	36.707	32.283	36.044	283.9	28:16.233	16	1	1:45.925	36.942	32.677	36.306	285.4	30:02.158
				17	1	1:45.469	36.472	32.706	36.291	284.6	31:47.627	18	1	1:46.515	36.489	33.589	36.437	283.9	33:34.142
19	1			1:45.428	36.957	32.456	36.015	283.1	35:19.570	20	1	1:44.508	36.276	32.193	36.039	285.4	37:04.078		
21	1			1:45.841	36.527	32.486	36.828	286.9	38:49.919	22	1	1:45.820	36.610	32.773	36.437	288.4	40:35.739		
<b>9</b>	1.Christop BOUCHUT			Lotus Enso CLM-P1 G2/P1															
				1	1	1:52.573	43.371	32.301	36.901	1:52.573	2	1	1:44.442	36.237	32.009	36.196	293.0	3:37.015	
				3	1	1:43.618	35.745	31.476	36.397	294.6	5:20.633								
<b>15</b>	1.Afschin FATEMI			Aston Martin Vantage V12 GT3 G2/GT3															
				1	1	2:11.623	49.237	40.589	41.797	2:11.623	2	1	1:59.147	40.617	37.774	40.756	260.7	4:10.770	
				3	1	1:57.920	40.522	36.775	40.623	261.3	6:08.690	4	1	1:56.776	40.130	36.610	40.036	260.1	8:05.466
				5	1	1:56.797	39.454	36.723	40.620	262.0	10:02.263	6	1	1:56.532	39.349	36.465	40.718	260.1	11:58.795
				7	1	1:57.785	39.595	37.148	41.042	261.3	13:56.580	8	1	1:59.216	41.694	36.786	40.736	262.0	15:55.796
		9	1	1:56.416	39.763	36.331	40.322	261.3	17:52.212	10	1	3:23.194 B	39.644	37.461	2:06.089	262.0	21:15.406		
		11	1	2:05.796	48.765	36.440	40.591	151.8	23:21.202	12	1	1:55.578	39.622	36.024	39.932	262.0	25:16.780		
		13	1	1:56.442	39.457	37.146	39.839	263.9	27:13.222	14	1	1:55.719	39.858	35.926	39.935	263.2	29:08.941		
		15	1	1:55.171	39.323	35.896	39.952	262.0	31:04.112	16	1	1:55.737	39.189	36.215	40.333	262.6	32:59.849		
		17	1	1:55.219	39.075	35.744	40.400	262.6	34:55.068	18	1	1:56.815	39.269	36.846	40.700	264.5	36:51.883		
		19	1	1:56.095	39.402	36.367	40.326	263.2	38:47.978	20	1	1:57.507	40.029	36.781	40.697	263.2	40:45.485		
		<b>23</b>	1.Yutaka TORIBA 2.Alfie BRIGGS	BR 01 G2/P2															
				1	1	1:54.399	44.650	33.186	36.563	1:54.399	2	1	1:45.831	36.468	33.092	36.271	277.3	3:40.230	
				3	1	1:43.698	35.319	31.934	36.445	273.9	5:23.928	4	1	1:42.928	35.181	31.467	36.280	273.2	7:06.856
				5	1	1:42.403	35.094	31.209	36.100	274.5	8:49.259	6	1	1:44.656	35.308	32.274	37.074	275.9	10:33.915
				7	1	1:43.555	35.353	31.897	36.305	275.2	12:17.470	8	1	1:43.773	35.242	32.497	36.034	275.2	14:01.243
				9	1	1:45.132	35.964	32.834	36.334	275.2	15:46.375	10	1	3:29.843 B	35.633	32.001	2:22.209	275.2	19:16.218



# Master Endurance Legends

## Mugello Racing Weekend

### Race 2

### Sector Analysis

— Invalidated Lap   ■ Personal Best   ■ Session Best   B Crossing the pit lane

Lap	D	Time	Sector 1	Sector 2	Sector 3	T.Spd	Elapsed	Lap	D	Time	Sector 1	Sector 2	Sector 3	T.Spd	Elapsed
11	2	1:51.701	42.990	32.434	36.277	192.8	21:07.919	7	1	1:53.429	38.453	35.114	39.862	257.0	14:12.724
12	2	1:44.154	35.706	32.106	36.342	273.9	22:52.073	8	1	1:54.963	38.662	35.846	40.455	255.2	16:07.687
13	2	1:42.088	35.158	30.900	36.030	274.5	24:34.161	9	1	1:55.138	39.328	35.889	39.921	253.4	18:02.825
14	2	1:42.419	35.228	31.091	36.100	275.2	26:16.580	10	1	3:26.405B	38.677	35.080	2:12.648	254.0	21:29.230
15	2	1:42.775	35.408	31.214	36.153	275.9	27:59.355	11	1	2:02.519	47.089	35.204	40.226	173.1	23:31.749
16	2	1:43.129	35.061	31.641	36.427	275.9	29:42.484	12	1	1:54.453	38.920	35.203	40.330	254.0	25:26.202
17	2	1:43.805	35.364	32.218	36.223	275.9	31:26.289	13	1	1:54.840	39.155	35.349	40.336	255.8	27:21.042
18	2	1:43.291	35.610	31.511	36.170	275.9	33:09.580	14	1	1:54.959	38.942	35.498	40.519	255.2	29:16.001
19	2	1:44.118	35.534	31.769	36.815	277.3	34:53.698	15	1	1:55.287	39.078	35.398	40.811	255.2	31:11.288
20	2	1:43.277	35.269	31.035	36.973	275.2	36:36.975	16	1	1:54.866	38.808	35.581	40.477	255.2	33:06.154
21	2	1:43.392	35.319	31.257	36.816	275.9	38:20.367	17	1	1:55.272	38.954	35.787	40.531	254.6	35:01.426
22	2	1:43.234	35.507	31.641	36.086	277.3	40:03.601	18	1	1:54.875	39.081	35.503	40.291	256.4	36:56.301
								19	1	1:54.735	39.106	35.391	40.238	255.8	38:51.036
								20	1	1:55.009	38.863	35.472	40.674	258.2	40:46.045

**28** 1. Jeremy LOISEL  
2. Frederic FATIEN

Lola B12/80  
G2/P2

1	1	2:20.762	56.129	40.950	43.683		2:20.762
2	1	2:06.487	44.236	40.077	42.174	239.5	4:27.249
3	1	2:02.431	41.376	39.279	41.776	251.1	6:29.680
4	1	2:02.068	40.703	39.025	42.340	258.9	8:31.748
5	1	2:04.245	40.805	39.256	44.184	263.9	10:35.993

**32** 1. Michae BIRCH

Ligier JSP217  
G2/P2

1	1	1:56.591	45.741	33.445	37.405		1:56.591
2	1	1:48.045	37.485	33.203	37.357	269.8	3:44.636
3	1	1:48.427	37.495	33.600	37.332	269.8	5:33.063
4	1	1:48.698	37.262	33.598	37.838	269.1	7:21.761
5	1	1:48.133	37.223	32.980	37.930	267.8	9:09.894
6	1	1:49.672	37.802	33.332	38.538	268.4	10:59.566
7	1	1:49.198	37.193	33.834	38.171	270.4	12:48.764
8	1	1:48.212	37.392	32.815	38.005	272.5	14:36.976
9	1	1:48.055	37.104	33.251	37.700	269.8	16:25.031
10	1	1:50.025	37.906	33.891	38.228	269.1	18:15.056
11	1	1:49.630	38.148	33.630	37.852	269.1	20:04.686
12	1	3:16.702B	37.987	33.992	2:04.723	268.4	23:21.388
13	1	1:56.966	44.552	34.177	38.237	169.1	25:18.354
14	1	1:51.347	38.327	34.792	38.228	271.1	27:09.701
15	1	1:48.825	37.287	33.560	37.978	270.4	28:58.526
16	1	1:50.371	38.039	34.193	38.139	271.1	30:48.897
17	1	1:52.117	38.031	35.999	38.087	269.8	32:41.014
18	1	1:50.420	38.167	33.846	38.407	270.4	34:31.434
19	1	1:50.100	37.797	33.966	38.337	269.8	36:21.534
20	1	1:49.900	38.036	33.690	38.174	270.4	38:11.434
21	1	1:51.366	37.416	34.221	39.729	271.1	40:02.800
22	1	1:58.291	42.231	36.234	39.826	232.8	42:01.091

**35** 1. Ranieri RANDACCIO

Lucchini CN 09 BMW  
Invitation

1	1	2:07.891	49.760	37.593	40.538		2:07.891
2	1	1:55.405	39.410	35.871	40.124	254.0	4:03.296
3	1	1:54.036	39.030	35.327	39.679	255.8	5:57.332
4	1	1:53.599	38.816	35.153	39.630	254.6	7:50.931
5	1	2:24.993B	39.109	35.338	1:10.546	254.0	10:15.924
6	1	2:03.371	47.130	35.081	41.160	180.6	12:19.295

**38** 1. Matteo PANINI  
2. Andrea PERGREFFI

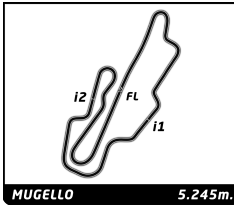
Marcos Mantì Challenge GT  
G1/GT2

1	2	2:20.330	54.829	39.876	45.625		2:20.330
2	2	2:07.401	43.992	38.953	44.456	226.5	4:27.731
3	2	2:06.535	42.913	38.931	44.691	227.9	6:34.266
4	2	2:06.602	43.492	38.445	44.665	221.0	8:40.868
5	2	2:07.129	43.492	38.985	44.652	227.0	10:47.997
6	2	2:06.709	43.339	38.808	44.562	227.4	12:54.706
7	2	2:07.275	43.195	39.365	44.715	229.9	15:01.981
8	2	3:38.866B	43.198	38.949	2:16.719	226.5	18:40.847
9	1	2:14.760	49.138	40.016	45.606	144.0	20:55.607
10	1	2:08.871	43.708	40.116	45.047	227.0	23:04.478
11	1	2:08.315	43.203	39.488	45.624	228.4	25:12.793
12	1	2:10.454	45.210	39.963	45.281	228.9	27:23.247
13	1	2:07.110	43.443	39.036	44.631	229.9	29:30.357
14	1	2:08.494	43.100	40.471	44.923	228.4	31:38.851
15	1	2:07.098	42.947	39.717	44.434	227.9	33:45.949
16	1	2:06.480	42.928	38.689	44.863	228.4	35:52.429
17	1	2:05.951	42.884	38.685	44.382	229.9	37:58.380
18	1	2:05.679	42.772	38.571	44.336	230.3	40:04.059

**52** 1. Ron MAYDON  
2. Craig DAVIES

Ligier JS P3  
G2/P3

1	1	2:12.175	53.945	36.866	41.364		2:12.175
2	1	1:59.159	40.490	37.677	40.992	254.0	4:11.334
3	1	1:59.892	41.158	37.303	41.431	254.6	6:11.226
4	1	1:57.139	39.787	36.600	40.752	252.3	8:08.365
5	1	1:55.683	39.646	35.649	40.388	251.1	10:04.048
6	1	1:55.182	39.079	35.342	40.761	250.5	11:59.230
7	1	1:57.187	39.496	37.243	40.448	254.0	13:56.417
8	1	1:56.850	39.971	36.095	40.784	250.5	15:53.267
9	1	3:24.815B	40.355	35.656	2:08.804	248.2	19:18.082
10	2	2:04.553	47.494	36.486	40.573	162.0	21:22.635
11	2	1:54.280	39.623	34.810	39.847	250.5	23:16.915
12	2	1:53.187	39.113	34.421	39.653	252.3	25:10.102
13	2	1:53.318	39.236	34.419	39.663	252.8	27:03.420
14	2	1:52.508	38.578	34.193	39.737	252.8	28:55.928
15	2	1:52.682	38.903	34.141	39.638	253.4	30:48.610
16	2	1:53.966	39.317	35.487	39.162	251.7	32:42.576
17	2	1:52.183	39.073	33.899	39.211	252.8	34:34.759



## Master Endurance Legends Mugello Racing Weekend Race 2

### Sector Analysis

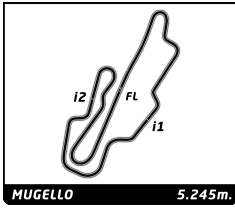
— Invalidated Lap    ■ Personal Best    ■ Session Best    **B** Crossing the pit lane

Lap	D	Time	Sector 1	Sector 2	Sector 3	T.Sp	Elapsed	Lap	D	Time	Sector 1	Sector 2	Sector 3	T.Sp	Elapsed
18	2	1:52.649	38.772	34.089	39.788	254.0	36:27.408								
19	2	1:54.624	39.403	34.447	40.774	252.8	38:22.032								
20	2	1:57.922	39.908	37.432	40.582	252.8	40:19.954								

62
1. Kari MAKELA

Aston Martin Vantage V12 GT3  
G2/GT3

1	1	2:10.752	50.920	38.409	41.423		2:10.752
2	1	1:59.177	40.952	37.200	41.025	269.1	4:09.929
3	1	2:00.417	42.061	37.128	41.228	263.9	6:10.346
4	1	<b>1:58.036</b>	<b>40.345</b>	<b>36.477</b>	41.214	273.2	8:08.382
5	1	1:59.020	41.617	36.720	<b>40.683</b>	257.6	10:07.402
6	1	1:59.492	41.029	36.605	41.858	271.8	12:06.894
7	1	2:01.735	41.006	39.179	41.550	272.5	14:08.629
8	1	2:02.743	41.248	38.710	42.785	271.8	16:11.372
9	1	3:31.721 <b>B</b>	41.506	37.314	2:12.901	271.1	19:43.093
10	1	2:05.727	47.633	37.254	40.840	181.8	21:48.820
11	1	1:58.488	40.852	36.577	41.059	271.1	23:47.308
12	1	1:58.624	40.757	37.076	40.791	271.8	25:45.932
13	1	1:59.684	40.863	37.446	41.375	273.2	27:45.616
14	1	2:01.363	41.166	37.540	42.657	268.4	29:46.979
15	1	2:00.046	41.144	37.955	40.947	272.5	31:47.025
16	1	2:01.655	42.380	37.156	42.119	201.3	33:48.680
17	1	2:01.561	41.311	38.059	42.191	269.1	35:50.241
18	1	1:59.014	40.745	37.232	41.037	271.1	37:49.255
19	1	2:11.021	41.964	41.218	47.839	271.1	40:00.276
20	1	2:12.250	44.519	39.867	47.864	202.5	42:12.526


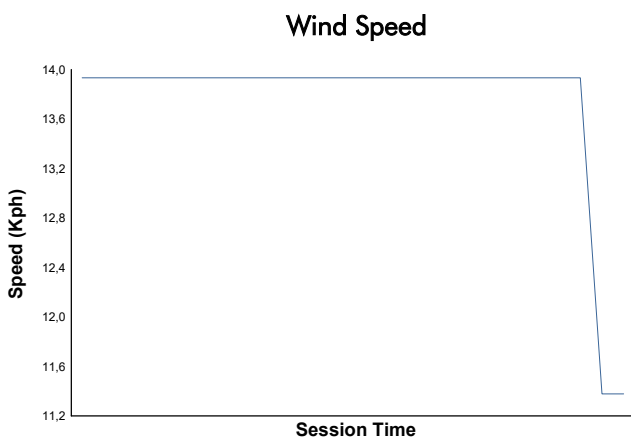
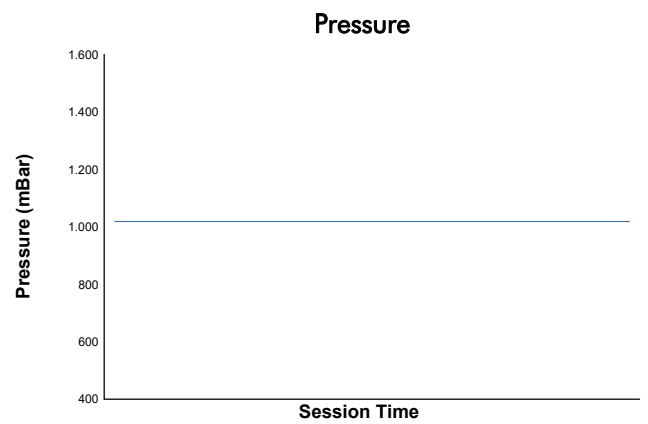
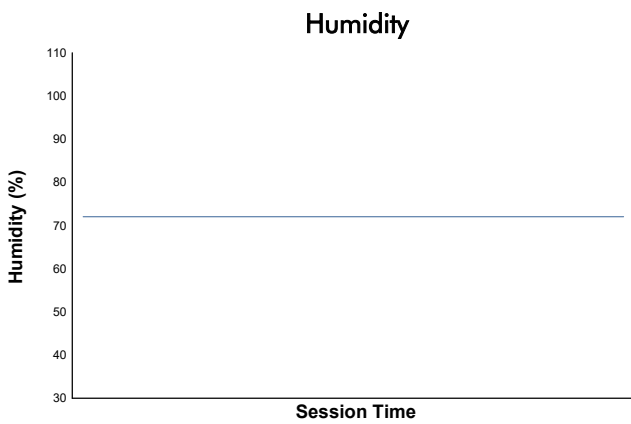
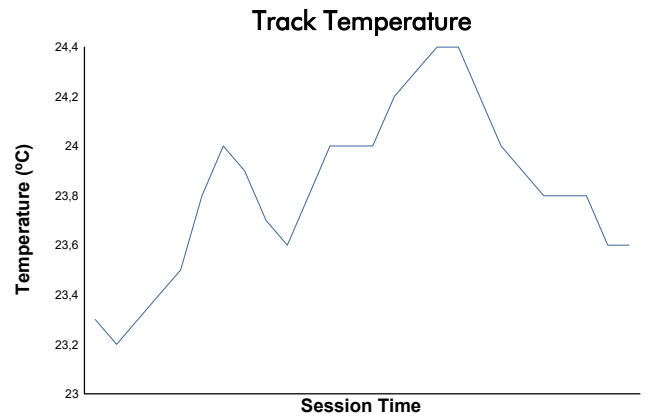
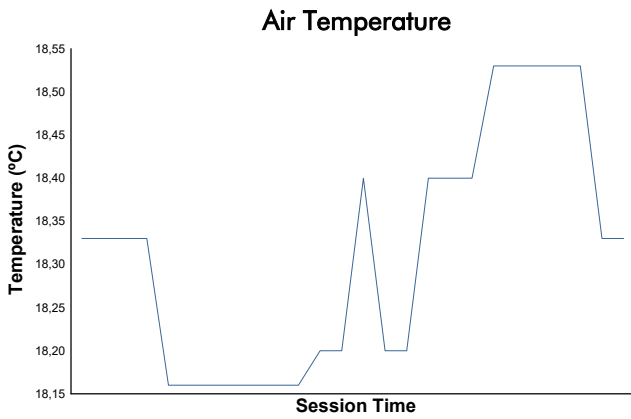


# Master Endurance Legends

Mugello Racing Weekend

Race 2

## Weather Report



Track Status: **DRY**